

**RED'ART** INC



**PRODUCT CATALOG**



*Building the finest performance products.  
One handcrafted piece at a time.*

THE **RX** SERIES **NEW!**



In the early 1970's, the Beard family began producing an innovative line of suspension seats for the off-road enthusiast. One product at a time, the Beard's perfected the art of making the highest quality custom seating systems on the market.



Today, RedArt Inc. continues that proud tradition with a commitment to quality and creative thinking that is the cornerstone of our business. Combining the latest technology with a passion for old-world craftsmanship, our RedArt family of products continues the flexibility, customization and innovation that began over three decades ago.

From the exciting selection of Beard Super Seats to the market-leading quality found in our Trust-Me-Tie-Downs, we continue to provide our customers with the finest in materials, styles and colors.

And best of all, our craftsmen still build each RedArt product in that great Beard tradition — one handcrafted piece at a time.



Choice of Champions. Beard Super Seats are the only choice for many top off-road racing teams, including 10-time SCORE Champion Terrible Herbst Motorsports.

**SEAT CONTAINMENT RATINGS**

On a scale from 1-5, with 5 being the highest level of containment:

To help choose the correct seat for your application, we have separated our individual seat series with a new containment rating system. For ease of entry on tall or lifted vehicles, we suggest ordering a seat with a lower containment rating.



**MINIMUM** containment



**GOOD** containment



**BETTER** containment



**BEST** containment



**MAXIMUM** containment

The ultimate competition seat. Built to combine comfort, containment and ease of movement in the cockpit, the RX-1 features all of our latest seat technology. A big seat for bigger drivers, the RX-1's frame stretches 26" wide at the shoulder. Together with a proper harness system, our RX-1 contains the high lateral loads found in competition driving in three specific areas; the upper shoulder, the upper leg and the lap. In addition, the wide shoulder area provides greater arm movement, while the tall back standard on the RX-1 allows maximum containment for the driver by raising the shoulder harness slots.



**Covered in our new line of premium fabrics, the RX-1 also features:**

- > "Belt Sealers" to finish-off belt slots and prevent debris from building up in the seat.
- > A removable and replaceable bottom cushion.
- > Our exclusive "Sand Drain" allows excess sand and moisture to escape through the bottom of the seat.
- > Pirelli suspension straps for added support.
- > Premium grade fabrics.

**APPLICATIONS**

Off-Road Racing, Pre-Runner, Marine, Sand Car, Rally Car

**RX-1**  
Shown in #3000 series red.



**RX-2**  
Shown in #2442/2450 back, #2372 center, #2442 arms, #2450/2476 trim.



Our newest model. Designed with an aggressive, modern style, the RX-2 provides great containment and design features packed into a standard dimension seat. The little brother to the larger RX-1, the new RX-2 incorporates a new level of fit and comfort for the performance enthusiast. Two side bolsters built into the sturdy new frame design hold your body in the tightest curves, while a stylish new pleat pattern and double stitched seams add to the seat's great looks.



**RX-2 Features:**

- > An adjustable headrest.
- > Two-color back for great looks.
- > A choice of premium or leather fabrics.
- > More compact seat dimensions to fit most interiors.

**APPLICATIONS**

Off-Road Truck, Sport Truck, Sand Car, Street Rod, Sport Compact Car



A colorful set of RX-2 seats highlight the interior of the MTX project Ford Ranger.

**NEW!** THE **ENDURO**

**ENDURO**

Shown in #MT-36 back, #2133 center, #2151 arms.



Attention rock crawling and Jeep® enthusiasts! Our engineers at Beard Super Seats are proud to introduce a seat specifically designed for you. Meet the **ENDURO**, our suspension seat created where space and ease of entry is a must. The **ENDURO** comes complete with our exclusive "Factory Mount," which lets you bolt a set right in to most Jeep® CJ-5 and all CJ-7 and YJ series models, as well as other popular applications. Of course, you can choose from our extensive variety of fabrics and colors to create a seat that fits your off-road lifestyle.



**ENDURO Features:**

- > Low sides for easy entry, even into lifted vehicles!
- > An more upright back for comfort and control.
- > Five-point harness slots.
- > Extra shoulder harness loops.
- > Complete with Beard "Factory Mount."
- > A choice of premium cloth, vinyl or leather fabric options.

The Beard Super Seat is the "Official Seat" of the JeepSpeed Challenge off-road series.



**APPLICATIONS**

Jeep® CJ-5 (Most years), Jeep® CJ-7, Jeep® YJ, Early Ford Broncos, Toyota Landcruisers, I.H. Scouts, Land Rovers

Standard equipment on the Enduro, our new Factory Mounts make it easy to bolt a Beard Super Seat directly to the top of many OEM seat pedestals.

**FACTORY MOUNT #50010**



THE **LEATHER** SERIES **NEW!**

The luxury of **LEATHER** now from Beard! Our design team at Beard has raised the comfort, style and luxury to the highest level ever offered in a suspension seat. Imagine your interior with the strength, feel and long-lasting ruggedness that only **LEATHER** can provide – not to mention that unforgettable new car smell. After choosing from the finest hides, we cut each individual seat cover section by hand. Our craftsmen then sew these pieces together, creating the ultimate Beard Super Seat. A wide variety of colors and textures now available.

**LEATHER DETAILS**

**CARBON FIBER DETAIL**



**DOUBLE STITCH DETAIL**



Leather options can be ordered for most Beard seats.

**LEATHER SEAT EXAMPLES**

**LEATHER ULTRA-RS**

Shown in "torch fire" back and arms, silver carbon fiber center, black inserts.



**LEATHER STREET-RS**

Shown in Tri-color black back and front panels, gray perforated center, light gray arms.



**NEW!** **PRODUCTS**

**SUPER STRAP**

An all-new design! Easy to install and remove, this is the most revolutionary recovery strap ever offered. See RECOVERY STRAPS on Page 22.



**SEAT HEATER #SH**

Can you believe it? Optional electric Beard seat heaters can keep you warm and comfortable. Complete with switch and wiring. See THE OPTIONS on Page 14.



**SPEAKER SEAT #SS**

Another Beard exclusive! Cruise in style with optional Beard headrests featuring built-in, dual premium 3.5" speakers. Wiring included. See THE OPTIONS on Page 14.



**CROW BELTS**

RedArt now proudly carries an extensive line of top quality Crow safety belts and restraint systems. Call for colors and options. See THE OPTIONS on Page 14.



**FLAME** DESIGN **NEW!**

The perfect compliment to most Beard seats. Inspired by hot rod and motorcycle icons, our flame design was drawn by our in-house artist. This results in a highly detailed seat insert that is the perfect way to finish off your custom Beard interior.

Flame design available in all Beard Super Seats in both leather and select vinyl.



Our hand drawn flame design gets digitized to create a perfect pattern...



then our craftsmen meticulously sew the pattern on to your cushion.

**FLAME DESIGN RX-2**

Shown in #2442/2361 back, #2442 center, #2450 arms.



NEW! THE ULTRA SERIES

**ULTRA**

Shown in #RU-810 back, #2139 center, #2151 arms.

The Ultra is a traditional favorite featuring a fixed headrest, dual shoulder slots and a two-tone cover.



Combining the installation footprint made famous by our original Super Seats with special construction features, the Ultra Series is popular with high-performance enthusiasts everywhere. Designed for total driver containment in more extreme conditions, the Ultra Series combines a 3" taller hip area with 3" taller shoulder height. The standard model also provides a 1" taller headrest with dual shoulder, lap and crotch belt slots built right in.



Camburg Engineering uses Beard seats exclusively for their project trucks and pre-runners. A set of Beard Ultra's with the optional "G" headrest are fitted into their race-winning Ford Ranger desert truck.

**APPLICATIONS**

Off-Road Race Vehicle, Pre-Run Truck, Sand Car, Dune Buggy, Pro Street, Marine, Street Rod

**ULTRA-L**

Shown in #MT-36 back, #2131 center, #2104 arms.

For more compact uses, the Ultra-L comes without the headrest. Covered in durable #2000 Series tweed.



**ULTRA-RS-X**

Shown in #RU-930 back, #2266 center, #2218 arms, #MT-23 piping.

The Beard "X" option features 3" of built-in recline while still mounting the seat parallel to the floor. Perfect for more laid-back drivers.



**ULTRA PRO**

Shown in #RU-930 back, #30 center and arms.

A loose bottom cushion, shoulder loops and additional Pirelli suspension straps add up to our most popular competition seat.

ULTIMATE COMPETITION SEAT!



**ULTRA-EBS**

Shown in black back and arms, red center.



An option on most Beard seats, our EBS system is unique and highly functional. A water-resistant neoprene cover works in conjunction with our Belt Sealers to keep the elements from penetrating the seat. Ideal in sandy and moist environments.



**ULTRA-RS-B**

Shown in #2474 back and center, #2442 arms.

The Ultra-RS-B adds several options to give it a great look. Adjustable headrest, premium leather-like fabrics and double stitching provide style and containment.




The perfect finishing touch to the CST-built Chevy pre-runner was a set of Beard Ultra seats. Matching red Crow seat belts and shoulder harnesses complete the race-bred interior.





**NOTE:** The original designs of the Beard Super and Street series of seats are more compact in size. Depending upon vehicle interior space and occupant size, Extra Tall and Extra Wide options could be the proper choice. Please refer to our Fitment Guide on page 12.

**NEED MORE?** We carry over 300 different vinyl, cloth and leather materials in stock to create the perfect Beard Super Seat for you. Call us for more details.



# THE SUPER SERIES

# THE STREET SERIES

## SUPER-G-LCFT

Shown in #3000 black back and arms, #3000 blue center.

An updated version of our most popular seat. Incorporates stylish "G" headrest and a flat top loose cushion.



The one that started it all, and still our most popular seat. Great looks, supreme comfort and compact dimensions are the hallmark of the Super Series. Complete with a fixed headrest built right into the frame, the Super Seat also incorporates four slots to securely hold lap, crotch and single shoulder belt (or "Y") harnesses. Sharing the same dimensions as the Street Seat, the Super also utilizes a lower hip bolster than the Ultra series line for ease of entry and movement. Beard's suspension seat technology and comfort are combined with generous hip and shoulder support.



### APPLICATIONS

Sand Car, Race Car, Pre-Run Truck, Baja Bug, Rock Crawler

## SUPER KID

Shown in #MT-23 back, #2144 center and arms.

Only 1/3rd the size of our standard Super Seat, the Super Kid uses the same 4-tab mounting system and is compatible with five-point harnesses. Great for most off-road applications.



## SUPER COMP

Shown in metallic silver back, metallic silver center, metallic black arms.

Created for proper fitment into compact interiors and standard cab trucks. A lower knee area and an upright back provides more leg room and larger space between the seat and steering wheel.



## SUPER

Shown in #RU-930 back, #30 center.

The classic that started it all. The most popular part numbers are J-30 Gray and A-26 Black.



Created from our original line of Super Seats, the Street line combines compact dimensions with several headrest options that can be installed in a wide variety of applications. Using the same frame as the Super series, the Street line is built for interiors designed for lap belts only. Featuring a lower hip bolster than the Ultra series line for ease of entry and movement, the Street series provides greater hip and shoulder support than the Sportster Series – all with legendary Beard suspension seat comfort.



### APPLICATIONS

Baja Bug, Mild-Off Road Truck, Manx-Style Dune Buggy, Kit Car, Marine

## STREET

Shown in #RU-810 back, #2266 center, #2239 arms.

Featuring legendary construction and comfort, the Street Seat is our most traditional and popular entry level model.



## STREET-L

Shown in #MT-16 back, #1775 center, #0775 arms.

The low back brother to the Street, this version is covered in our ultra-soft velour fabric.



## STREET-RS-B

Shown in #2408 back, #2403 center, #2408 arms.

Three of our most popular options in one great seat. Features integrated, adjustable headrest, our sport pleat pattern and a double stitched cover.



## STREET-A-T

Shown in #RU-810 back, #2166 center, #2139 arms.

Built with an extra-tall back and our popular wide headrest, this is a great all-around seat for many applications.



# THE SPORTSTER SERIES

## ULTRA SPORT

Shown in "A" back, #2139 center, #2151 arms.

This model combines the benefits of an Ultra Seat and five-point harness safety with lower side bolsters, making entry and exit with lifted vehicles much easier.

CR 1

THIS SEAT



Since its introduction, our innovative line of Sportster seats has introduced the comforts of suspension seats to a whole new group of high-performance enthusiasts. By combining Beard's construction technology with a low profile seat design, the Sportster makes cockpit entry and exit much easier – even in a high-profile truck or off-road vehicle. Featuring a unique pleated pattern and smooth lines, these highly versatile seats have found their way into many street applications.

CR 2



Beard Seats were chosen by Four Wheeler Magazine for their 40th Anniversary Toyota Tacoma project truck. Installation was made easier with a specially engineered Beard Toyota seat mounting kit.

### APPLICATIONS

Lifted Truck, Pre-Run Truck, Manx-Style Dune Buggy, Kit Car, Street Rod

## SPORTSTER

Shown in #RU-930 back, #2133 center.

A modern style and custom pleating in a traditional low back seat make this a great choice.



## SPORTSTER-HB

Shown in #MT14 back, #2163 center, #2162 arms.

The fixed headrest version of our Sportster seat with Ultra-style pleating.



## Lil' SPORTSTER-HB

Shown in Standard Black.

With a total width of only 19", the Lil' Sportster-HB is our most compact seat. This version also includes a 3" shorter bottom cushion and a 3" lower back than the standard Sportster.



## Lil' SPORTSTER

Shown in Standard Gray.

Beard's low back version of our Lil' Sportster-HB is the easy way to replace hard-bottomed seats with suspension comfort in a compact vehicle.



## SPORTSTER-RS

Shown in "J" back, #2188 center, #2110 arms.

This seat has great style with its adjustable headrest, tall back and single seam, double-stitched cover.



## SPORTSTER BENCH

Shown in "A" back, #2166 center, #2118 arms.

A perfect addition to our Sportster Series. The same tall back and double Sportster pleating gives this bench a distinctive look for the front or back of any vehicle.



### BEARD MARINE APPLICATIONS:

The comfort, safety and style of Beard Super Seats are not just for the four-wheel enthusiast. Our new seat designs and highly durable new fabrics are the perfect compliment to many marine applications.





Beard Super Seats are available in a colorful array of fabrics, colors and textures. Sample rings are available. Call us for details.

# SUSPENSION FOR YOUR BODY

# FITMENT GUIDE

### WHAT IS A SUSPENSION SEAT?

Unlike old-fashioned seats that use a hard shell or steel springs for support, Beard Seats are suspended within a rigid metal frame. Thanks to its innovative construction, a Beard Super Seat is designed to absorb energy through its tough, laced inner lining while also moving with you for maximum comfort and support – even in the harshest environment.



We begin by manufacturing a steel frame of 3/4" HCMS tubing, then powder coat for long-term durability.



A strong polyester-reinforced vinyl liner is then laced with military specification parachute cord around the frame.



This liner is then covered with multiple layers of CNC-cut, multi-density foam. Your custom cover is then hand sewn with an additional 1" of foam before being fitted over the foamed liner, creating a highly cushioned suspension system."

### OVERALL SEAT DIMENSIONS

All measurements in inches unless noted

- A** Headrest Height
- B** Headrest Width
- C** Shoulder Height
- D** Overall Height
- E** Internal Length
- F** External Length
- G** Internal Width
- H** External Width
- I** Interior Height
- J** Shoulder Width
- K** Hip Width
- L** Hip Height
- M** Leg Depth
- N** Leg Width
- S** Seat Angle (Degrees)
- W** Weight (LBS.)



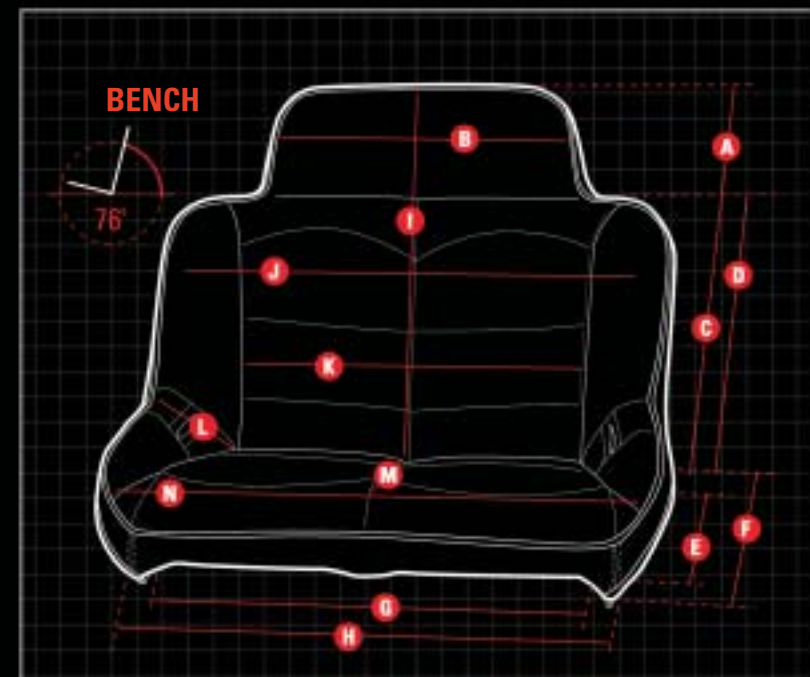
	A	B	C	D	E	F	G	H	I	J	K	L	M	N	S	W
<b>RX-1</b>	9	16	28	37	18	24	14	26	34	21	11	4	21	16	76	23
<b>RX-2</b>	6	11	26	32	18	24	14	23	29	18	11	3	20	15	76	22
<b>ENDURO</b>	9	11	25	34	18	23	14	22	30	20	11	5	20	15	84	17
<b>ULTRA</b>	8	12	26	34	18	26	14	21	32	19	11	10	18	15	79	19
<b>ULTRA-L</b>	--	--	26	26	18	26	14	21	24	19	11	10	18	15	79	18
<b>ULTRA PRO</b>	8	12	26	34	18	26	14	21	30	19	11	10	18	15	79	21
<b>ULTRA-RS-B</b>	8	12	26	34	18	26	14	21	30	19	11	10	18	15	79	20
<b>ULTRA SPORT</b>	8	15	26	34	18	26	10	21	31	17	10	3	20	15	76	19
<b>ULTRA-RS</b>	8	12	26	34	18	26	14	21	30	19	11	10	18	15	79	20



<b>SPORTSTER-RS</b>	6	11	26	32	18	26	10	21	30	17	10	3	20	15	76	19
<b>SPORTSTER</b>	--	--	26	26	18	26	10	21	24	17	10	3	20	15	76	18
<b>Lil' SPORTSTER-HB</b>	8	15	23	31	15	23	12	19	28	15	10	3	16	15	76	16
<b>Lil' SPORTSTER</b>	--	--	23	23	15	23	12	19	21	15	10	3	16	15	76	14
<b>SPORTSTER-HB</b>	8	15	26	34	18	26	10	21	31	17	10	3	20	15	76	19
<b>SUPER-G-LCFT</b>	8	15	23	31	18	26	14	21	29	19	11	7	19	14	76	17
<b>SUPER</b>	7	10	23	30	18	26	14	21	29	19	11	7	19	14	76	17
<b>SUPER KID</b>	7	9	16	23	11	20	10	16	21	12	7	5	13	10	79	11
<b>SUPER COMP</b>	8	10	26	34	18	26	14	21	31	19	11	7	19	14	79	18
<b>STREET-RS-B</b>	8	12	23	31	18	26	14	21	28	19	11	7	19	14	76	19
<b>STREET-L</b>	--	--	23	23	18	26	14	21	21	19	11	7	19	14	76	18
<b>STREET</b>	7	10	23	30	18	26	14	21	29	19	11	7	19	14	76	17
<b>STREET-A-T</b>	8	15	26	34	18	26	14	21	31	19	11	7	19	14	76	17
<b>STREET-RS</b>	8	12	23	31	18	26	14	21	28	19	11	7	19	14	76	19



- 1** BACK (OUTSIDE)
- 2** CENTER (INSERT)
- 3** ARMS (WINGS)
- 4** PIPING  
*N/A with Double Stitch*
- 5\*** TOP & FRONT PANEL  
*Leather & Tri-color only*



	A	B	C	D	E	F	G	H	I	J	K	L	M	N	S	W
<b>SPORTSTER BENCH</b>	--	--	--	26	15	26	29	36	24	32	25	3	16	30	76	29
<b>BENCH-RS</b>	8	12	23	31	15	26	29	36	27	32	25	7	16	30	76	30
<b>BENCH STANDARD</b>	--	--	--	23	15	26	29	36	21	32	25	7	16	30	76	27
<b>BENCH-BHF</b>	8	24	23	31	15	26	29	36	27	32	25	7	16	30	76	28
<b>BENCH-BH</b>	8	10	23	31	15	26	29	36	28	32	25	7	16	30	76	28



**RUGGED-** Each of our Benches use the same handcrafted frame techniques as our rugged line of Beard Super Seats.

# THE BENCH SERIES

# THE OPTIONS

## BENCH-RS-B-U

Shown with #2515 back and center, #2441 arms.



Equipped with 3 great options, this bench includes dual adjustable head rests, a bucket-style center section and double stitched cover construction. It is available with 2 or 3 headrests and can be ordered in sizes to accommodate 2 or 3 passengers.

Our custom Beard **BENCHES** are the finishing touch to a custom interior. They can be ordered to match any of the materials used in our Beard Super Seats, and many of the seat options are available as well. Constructed in widths ranging from 36" to 60," this line of **BENCHES** is constructed with the suspension seat technology we made famous. Seat belt configurations can be ordered to accommodate either two or three passengers, and all **BENCHES** are manufactured with a 3" shorter (front to back) bottom cushion for added rear leg room. Standard size is 36" and custom widths are available in 1" increments up to 60."



### APPLICATIONS

Baja Bug, Chevy Blazer, Jeep®, Ford Bronco, Sand Car, Large Truck, Marine

## BENCH-BH

Shown with #RU-810 back, #26 center, #30 arms.



An attractive option, fixed dual headrests added to our standard bench configuration are the perfect match to the Beard Super or Street series of seats. Shown with optional shoulder belt slots.

## BENCH-BHF

Shown with #MT-23 back, #2144 center, #2188 arms.



A fresh new design in benches, this product option features a solid single headrest that runs the length of any size bench.

## STANDARD BENCH

Shown with #RU-810 back, #30 center.



Our entry level model made with legendary Beard quality. Can be ordered from 36" to 60" widths to fit either 2 or 3 passenger interiors.

## MANX REAR SEAT COVER

Shown with #30 center, #RU-810 trim.



Available in most fabrics and combinations, this custom cover fits most Manx and Manx-type buggy rear cargo areas.

The ability to customize your new Beard interior is the hallmark of our manufacturing philosophy. Not only can you tailor the size and shape of the seat that's just right for you, but Beard also provides a wide variety of special options that can add even more style, utility and comfort. We've even developed all-new **SEAT HEATERS** and **STEREO SPEAKER HEADRESTS** with built-in speakers for that final finishing touch.

### SEAT OPTIONS GUIDE/CODE DESCRIPTIONS:

<b>A</b>	Wide-Style Headrest, Fixed	<b>LS</b>	Lumber Support
<b>ABS</b>	Additional Belt Slot	<b>P</b>	Seat Pocket
<b>B</b>	Double Stitching, No Piping (seat and bench)	<b>PD</b>	Seat Pocket Deluxe
<b>BH</b>	Fixed Bench Headrest	<b>R</b>	2-Way Adjustable Headrest
<b>BHF</b>	Full Fixed Bench Headrest	<b>S</b>	Sport Pleat
<b>BS</b>	Belt Sealers	<b>SC</b>	Short Cushion
<b>C</b>	Sportster Adjustable Headrest	<b>SD</b>	Sand Drain
<b>CP</b>	Custom Piping Color	<b>SH</b>	Seat Heater
<b>EBS</b>	(EBS) Element Barrier System (seat and bench)	<b>SL</b>	Shoulder Loops
<b>FBL</b>	Front Belt Loop	<b>SS</b>	Speaker Seat
<b>G</b>	Sportster Headrest	<b>T</b>	Extra Tall, 3" Back, 1" Headrest
<b>L</b>	Lo-Back	<b>U</b>	Bucket Style Benches
<b>LC</b>	Removable Cushion	<b>W</b>	Extra Wide, 2" Wider, All Models
<b>LCFT</b>	Loose Cushion Flat Top	<b>X</b>	3" Recline



### BELT SEALERS

One of our most popular seat options, Beard's exclusive **BELT SEALERS** add a finished look while keeping dirt, sand and moisture from damaging your seat.



### CROW BELTS

The finishing touch to a Beard interior is the addition of American-made **CROW BELTS** and harnesses. Available in a variety of colors, sizes and installation applications, **CROW BELTS** are now in-stock and ready for shipment with your Beard Super Seat order. Call us for more information.





# DIRECT MOUNT KITS

# THE ACCESSORIES



Our expanded line of our **DIRECT MOUNT KITS** reflects the best in RedArt engineering. Highly innovative and built for years of dependable use, these **DIRECT MOUNT KITS** were developed specifically to install Beard Super Seats into a wide range of popular vehicles. Many feature slider and tilt mechanisms for a combination of optimum seating positions and ease of entry into the passenger area. Powder coated for durability, our RedArt **DIRECT MOUNT KITS** make proper seat installation quick and easy.

**APPLICATIONS**

- CHEVY** - Blazer, Truck, S-10, Full-Size Truck
- FORD** - Bronco, Ranger
- HUMMER** - H1
- I.H.** - Scout
- Jeep®** - CJ-5, CJ-7, TJ, YJ, Cherokee
- NISSAN** - Hardbody
- TOYOTA** - 4Runner, FJ40, Tacoma, Truck, Landcruiser
- MANX** - Manxter
- VW** - Sedan, Thing

For years, the Currie family has chosen Beard Super Seats for their rock crawling, JeepSpeed and road racing competition vehicles.



**MOUNTS/SLIDERS**

**VW MOUNTS**  
#50203



**EARLY FORD BRONCO**  
#50220



**FORD RANGER**  
#50270



**JEEP CJ-7, YJ**  
#50514



**CHEVY BLAZER**  
#50320



**X-WIDE KIT**  
#50020



**SEAT SLIDERS**

**SLIDER** #50001



**ANGLE MOUNT** #50002



**SEAT SLIDER ANGLE MOUNT KIT**  
#50003

**DIRECT MOUNTS**

**BENCH MOUNT**  
JEEP CJ-5-7, YJ  
#50500



**FACTORY MOUNT**  
UNIVERSAL  
#50010



**SMOOTHIES**

Soft to the touch, yet thick enough to absorb belt abrasion, our **"SMOOTHIES"** are the ultimate shoulder pads. A Velcro fastening system proves easy installation and adjustability. Available for 2" and 3" belts.



**AVAILABLE IN:**  
black, red, blue, gray and silver.

**PROTECTIVE SEAT COVER**

Manufactured with high-quality black or gray vinyl, our multi-purpose Beard **PROTECTIVE COVERS** prolong the life of your seats. They install quickly and easily, provide great all-weather protection and offer the ultimate in U.V. protection. A tight custom fit and our new buckle release allow you to keep them on for travel and towing. Available for most Beard Super Seats.



**ICE CHEST COVER**

Available for 12-pack style ice chests with side button release latch or handle latches. Slips on or off easily and can be ordered to match your seats. The perfect finishing touch.



**TWO MODELS AVAILABLE:**  
Elite and Lil' Elite.

**BOLSTER CUSHION**

Need a little lift? Order a **BOLSTER CUSHION** to add a higher, more forward seating position. Complete with a built in crotch strap slot, this bolster allows different sized drivers to enjoy the same sized Beard seat.



**Available in:**  
#26 Black and #30 Gray.

**TOOL BAGS**

What better way to hold tools, maps, spare parts or other necessities than a hand made tool bag by Beard Seats? Strong vinyl construction is combined with heavy-duty stitching and large, full-strength zippers to survive the harshest conditions.

**STANDARD**



**OPEN TOP**



**DELUXE**



**OPEN TOP DELUXE**



**WINDOW NETS**

A crucial safety item for high-performance conditions. Our Beard window nets come in four distinctive styles:

**CUSTOM ROPE:**

Traditional "rope" webbing pattern framed by strong nylon. Custom orders only.  
**Available in:** black only.



**CUSTOM MESH:**

These new mesh window nets offer a great new style.  
**Available in:** black only.



**STANDARD MESH:**

Great new style. Standard sizes are 18" x 24" and 24" x 24".  
**Available in:** blue, red and black.



**STANDARD RIBBON:**

Strong, bold style. Standard sizes are 18" x 24" and 24" x 24".  
**Available in:** blue, red and black.



# 1" TIE-DOWNS

# THE 1" OPTIONS



To compliment our custom seating systems, the craftsmen at RedArt also produce top-quality towing accessories and cargo restraint systems. Proudly assembled in our Southern California manufacturing facility, our "Trust-Me-Tie-Down" line offers the best quality tie-downs and trailer accessories to safely transport your latest high-performance creation. Unlike those budget products found in discount retail locations, these products are the real deal.

Like our seats, the Trust-Me-Tie-Down line is individually hand crafted, so we can offer products built in the size, color and strength you want. Custom orders are no problem, plus we offer 8 different colors of 1" webbing and 4 colors of 2" webbing. While our in-stock inventory selection is very comprehensive, we can also "build to order." Call us for more details.

### TECH TIP: Tie-Down Load Ratings

To transport your valuable cargo in complete safety, it is important to keep the weight of the object being secured in mind. In order to help make this decision easier, we have included the following rating system to all of our tie-down product descriptions:

**SWL** SAFE WORKING LOAD of the product

**MRC** MAXIMUM RATED CAPACITY of the product

**NOTE:** The rating attached to these products is determined by the lesser strength of either webbing or hardware components.

### 1" TIE-DOWNS (11-13000 SERIES)

Made in America with the same RedArt quality that goes into our Beard Seats. Our 1" TIE-DOWNS are handy for a wide variety of uses. Great for motorcycles, light weight cargo, ATV's and more.

> Available in:  
6', 10', and 15' lengths.  
Special sizes on request.

> Available 1" tie-down colors:  
black, blue, red, green, purple,  
gray, orange, yellow.

**SWL** 578 lbs. **MRC** 1,750 lbs.



**CAM LOCK S-HOOKS**  
#12603

**SWL** 578 lbs. **MRC** 1,750 lbs.



**CAM LOCK SOFT TIE & SNAP HOOK**  
#13756

**SWL** 578 lbs. **MRC** 1,750 lbs.

**SWL** 578 lbs. **MRC** 1,750 lbs.



**CAM LOCK SOFT TIE & S-HOOK**  
#13707

**SWL** 1,089 lbs. **MRC** 3,300 lbs.



**TSC SOFT TIE & SNAP HOOK**  
#13653

**SWL** 660 lbs. **MRC** 2,000 lbs.

**SWL** 1,089 lbs. **MRC** 3,300 lbs.



**RATCHET S-HOOKS**  
#11602

**SWL** 1,089 lbs. **MRC** 3,300 lbs.



**RATCHET SNAP HOOKS**  
#11803

**SWL** 1,089 lbs. **MRC** 3,300 lbs.

**SWL** 1,089 lbs. **MRC** 3,300 lbs.



**RATCHET SOFT TIE & SNAP HOOK**  
#11756

### 1" SOFT TIE EXTENSIONS

**SWL** 500 lbs. **MRC** 1,500 lbs.

Perfect for securing motorcycles, ATV's, cargo, etc. Our **EXTENSION LOOPS** are designed to thread through itself around the handle bar of your bike, allowing the S Hook from your tie-down to secure the bike without harming the bar.

> Available 1" Soft Tie colors:  
black, blue, red, green,  
purple, gray, orange, yellow.



**1" SOFT TIE EXTENSIONS**  
#1900X

### 1" CAM/RATCHET OPTIONS:

Traditional and quick, our premium **CAM LOCK** offers true non-slip grip.



**SWL** 660 lbs.  
**MRC** 1,760 lbs.

The patented **TSC** buckle features a spring-loaded locking action that's easy to use.



**SWL** 660 lbs.  
**MRC** 2,000 lbs.

The wide handle **RATCHET** tie-down offers the most leverage, strength and security.



**SWL** 1,089 lbs.  
**MRC** 3,300 lbs.

### 1" END OPTIONS:

Our heavy-duty, PVC-coated **S HOOK** is the traditional choice.



**SWL** 825 lbs.  
**MRC** 2,500 lbs.

The **SOFT TIE** is the perfect solution to securing motorcycle, ATV's, and more without damage to the handlebar.



**SWL** 825 lbs.  
**MRC** 2,500 lbs.

The **SNAP HOOK** offers the most strength and keeps one end secured while attaching the other.



**SWL** 1,089 lbs.  
**MRC** 3,300 lbs.

# 1 3/4" TIE-DOWNS

### 1 3/4" LIGHT-DUTY TIE-DOWNS (17500 SERIES)

Quality ratchet tie-downs in a smaller package for **LIGHT-DUTY** applications. Available as a standard ratchet and finished with flat snap hooks or a combo with an integrated D-ring loop. Use the D-ring to wrap the tie-down around the frame, suspension, or axle to prevent excessive wearing of paint or finish. Great for securing spare tires.

> D-ring tie-back loops length: 12' > Standard ratchet length: 6' > Available in gray only.



**1 3/4" RATCHET SNAP HOOKS**  
#17500

**SWL** 1,452 lbs.  
**MRC** 4,400 lbs.



**1 3/4" RATCHET w/ AXLE STRAP COMBO**  
#17510

**SWL** 1,452 lbs.  
**MRC** 4,400 lbs.

### 1 3/4" LIGHT-DUTY AXLE STRAPS (17500 SERIES)

**SWL** 1,452 lbs. **MRC** 4,400 lbs.

An ideal companion to the 17500 series. These **AXLE STRAPS** make it easy to secure a vehicle by snapping the end of the tie down through the D-rings.

> Length: 24"  
> Available in gray only.



**1 3/4" AXLE STRAP**  
#17520



# 2" TIE-DOWNS

# THE 2" ACCESSORIES



## 2" TIE-DOWNS (26-28000 SERIES)

HEAVY-DUTY **SWL** 3,300 lbs. **MRC** 10,000 lbs.

LIGHT-DUTY **SWL** 1,650 lbs. **MRC** 5,000 lbs.

Why trust your expensive cargo to anything less than our high-quality line of 2" Trust-Me-Tie-Downs? American made with the best components and construction, we offer a wide variety of heavy-duty RATCHET TIE-DOWNS for most cargo securing needs. Don't mistake these for the low-quality products found in many discount retail locations. Our line is simply the premium tie-down on the market.

- > 7' standard length
- > 2" RTD available colors: black, blue, red, yellow



**RTD w/ TWISTED SNAP HOOKS**  
#26002



**RTD w/ J & CLUSTER HOOKS**  
#28880



**RTD w/ AXLE STRAP COMBO**  
#27003



**RTD w/ ADJUSTABLE AXLE STRAP COMBO**  
#27110

### END DETAILS:



J-HOOK



FLAT HOOK



CLUSTER HOOK



ANCHOR HOOK



TWISTED SNAP HOOK



ADJUSTABLE D-RING



ATTACHED SNAP HOOK



**RTD w/ ANCHOR HOOKS**  
#28000



**RTD w/ J-HOOKS**  
#28502



**RTD w/ FLAT HOOKS**  
#28853



**RTD w/ ATTACHED SNAP HOOK**  
#26012

**2" TIRE BONNET** #20202 **SWL** 1,650 lbs. **MRC** 5,000 lbs.

Made like our traditional tie-downs, these convenient tire bonnets are available in two styles:

**FIXED BONNET**  
with or without ratchet.

**ADJUSTABLE BONNET**  
with or without ratchet.



## 2" AXLE STRAPS (29000 SERIES)

HEAVY-DUTY **SWL** 3,300 lbs. **MRC** 10,000 lbs.

LIGHT-DUTY **SWL** 1,650 lbs. **MRC** 5,000 lbs.



The easy way to secure your vehicle with a standard tie-down, these sturdy 2" AXLE STRAPS can be wrapped around your vehicle's axle or used when a loop is needed. Great for tube-frame cars and buggy chassis. Available in either 24" or 30" lengths, these straps also feature a 21" Cordura protective sleeve and a D-ring at each end. A rugged 42" adjustable tie-back version with a D-Ring and dual twisted flat hooks is also available.

> Available colors: black, blue, red, yellow.



**30" AXLE STRAP**  
#29112



**42" ADJUSTABLE TIE-BACK AXLE STRAP**  
#29203

## RACE CAR TOW STRAP

**SWL** 1,650 lbs. **MRC** 5,000 lbs.

Our RACE CAR TOW STRAP uses a snap hook and D-ring to wrap around most chassis quickly. Sewn loop on opposite end allows it to be slipped over a trailer ball or in a pinned receiver.

> Available in black only.



**15' RACE CAR TOW STRAP**  
#29701

# TIE-DOWN HARDWARE

## TRACK SYSTEMS No Rating

**E-TRACK** #90110 - 5" x 10"  
Our stamped steel E-TRACK is plated for looks as well as corrosion resistance. To be used in conjunction with our convenient spring-loaded E-Clip that can be adjusted in 2" increments.



**A-TRACK** #90250 - 1.5" x 6"  
Extruded from 6061-T6 aluminum and machined for a precise finish, our A-TRACK allows you to adjust your tie-down location every 1" with our single or double stud fittings.



## TRACK FITTINGS

**E-CLIP EXTENSION** #90111  
**MRC** 3,500 lbs.

This unit snaps into our E-Track and allows the attachment of many conventional tie-downs.



**STUD FITTING** #90200  
**MRC** 4,000 lbs.

Light-duty, spring-loaded single stud fitting to be used with our A-Track.



**DOUBLE STUD FITTING** #90220  
**MRC** 6,000 lbs.

Heavy-duty stud fitting with o-ring.



## FLOOR HARDWARE

Four different models to choose from:

**LIGHT-DUTY RECESSED ANCHOR** #90030 **SWL** 400 lbs. **MRC** 1,200 lbs.



**HEAVY-DUTY RECESSED ANCHOR** #90040 **SWL** 1,650 lbs. **MRC** 5,000 lbs.



**D-RING TOGGLE ANCHOR** #90020 **SWL** 1,650 lbs. **MRC** 5,000 lbs.



**ROTATING D-RING ANCHOR** #90010 **SWL** 2,000 lbs. **MRC** 6,000 lbs.





**CUSTOM-** Designed for today's off-road suspensions, our limiting straps can be ordered in wide variety of colors, lengths and configurations.



# LIMITING STRAPS

# RECOVERY STRAPS



**TECH TIP:**

Measuring the correct limiting strap length takes three easy steps:

- 1) Extend suspension components to full downward (or droop) travel position. At this point suspension components should be free from bind and the shocks should not be fully extended.
- 2) Measure from the upper limiting strap mounting location (in chassis or via RedArt Clevis) down to the lower limiting strap mounting location.
- 3) Now, subtract 1"-1.5" from the measurement obtained in Step 2 to compensate for limiting strap stretch. Note, for longer limiting strap lengths combined with heavier suspension components, we recommend the maximum 1.5" length adjustment. This total is the correct length to use when ordering.

**ADJUSTABLE CLEVIS**

Our innovative **CLEVIS MOUNTS** are the easy way to properly install RedArt limiting straps to long travel suspensions. Built from cadmium plated 4130 steel, our **CLEVIS MOUNTS** incorporate a long 4.5" threaded shank for easy adjustment, while our stainless steel bushings allow use of single, double or triple straps. This unique design provides both adjustability and articulation to keep the straps from being pulled at improper angles.

**SINGLE CLEVIS**  
#18901

**DOUBLE CLEVIS**  
#18902

**TRIPLE CLEVIS**  
#18903



**LIMITING STRAPS**

The key to long component life in modern, long-travel suspensions is using the best quality **LIMITING STRAP** system you can find. At RedArt, we take the same approach to this key suspension product as we do with our seats and cargo-restraints. Built right here in our California factory using the best components we can find, we build our straps from high quality, U.S.-made 1.75" nylon webbing with a 7000 lb. rating and superior flexibility. RedArt offers both double and quad versions of our straps. Designed for light and medium duty, the double units use a single layer of webbing around the buckle, while the quad units (for competition and extreme applications) feature a dual layer of webbing around the buckle at each end.




**Like our seats, these straps are built one at a time.**

**LIMITING STRAP Features:**

- > Custom ordering with 24-hour turn-around.
- > Sizes from 8" to 40" in 1" increments.
- > Available in black, blue and red.

**VARIOUS LENGTHS 8" to 40"**



We produce our own buckles from tough 4130 chromoly with an integrated deflector clip to minimize abrasion and plated for long life.



**NEW!**

The **SUPER STRAP** is not your ordinary recovery strap. The unique construction allows you to weave a strong loop at each end in seconds. You can easily attach it around anything and make it the perfect desired length. The pulling action makes it a non-slip grip. Easily unweave it and store when you are done. This is the smartest strap you will ever own.

**No more knots!  
1,000's of uses!**

**SUPER STRAP Features:**

- > 8,500 lb. woven strength.
- > 10,000 lb. capacity webbing.
- > 20' -25' - 50' lengths

**GREAT FOR:**

Sand cars, Race cars, 4-Wheel Drives, Personal Watercraft, Motorcycles / ATV's  
Many more uses!



**Wrap it.**



**Weave it.**



**Pull it.**

Weave it through 3 times minimum before pulling.

Weave it through 4 times for maximum pulling strength.

**TRADITIONAL RECOVERY STRAPS**

The highest quality recovery straps on the market, our Trust-Me-Tie-Down recovery straps will get you out of the most difficult situations. Made from strong nylon webbing that also gives a bit to soften the pull, both versions come in 20' and 30' lengths and feature a sewn-in tie to rewrap and store straps after use.



**RECOVERY STRAPS**  
2" x 20' #32200  
3" x 20' #33200

**2" STRAP** (20,000 lb.capacity): Incorporates double looped ends with sewn-in wear pads.

**3" STRAP** (30,000lb.capacity): Incorporates double looped ends that are doubled over for strength and ease of use.



**RedArt Corporation**  
2267 Via Burton St.  
Anaheim, CA 92806

P: 714.774.9444  
F: 714.774.2244  
info@RedArt.com